

Task management

Tom Rochette <tom.rochette@coreteks.org>

November 2, 2024 — [36c8eb68](#)

1 Steps to create a task

- Give it a title
- Give it at least one label
- Give it an assignee
- Decide if it's important or not
- Decide if it's urgent or not
- Estimate the effort required to accomplish the task (in hours)
- Estimate the value the task brings (in \$)
- Give a rough estimate of effort (in hours)
- Give a description if necessary
- Set a deadline if possible
- Set status to Unprioritized

2 Statuses

- Unprioritized: New tasks are created as unprioritized, so as to avoid having to put them in a state immediately when creating them.
- Won't do: A task that ends up not being relevant or useful will not be acted further upon and set to "Won't do".
- Backlog: A task that is not of priority at the moment but something that would be worthwhile to do at some point in the future (although maybe never due to other priorities).
- Queue: A task with a priority that is not high enough to be done immediately but that should be done in the near future.
- Scheduled: A task that has been scheduled to be done by a specific date.
- Today: A task that is scheduled to be done today. Tasks picked from the queue are moved to today.
- In progress: Tasks that were in progress yesterday but aren't blocked, waiting, or done are moved back to today, the queue, or the backlog.
- Blocked: A task that is blocked by something else. The task should be moved back to today when it is unblocked.
- Waiting: A task that is waiting for something to happen before it can be worked on. The task should be moved back to today when it is unblocked. The difference between a blocked task and a waiting task is that a blocked task is blocked by something that is not under your control, while a waiting task is blocked by something that is under your control.
- Done: A task that has been completed and does not require further action.

3 During a workday

- Go through the tasks in the Do section, then the Decide section, then Delegate

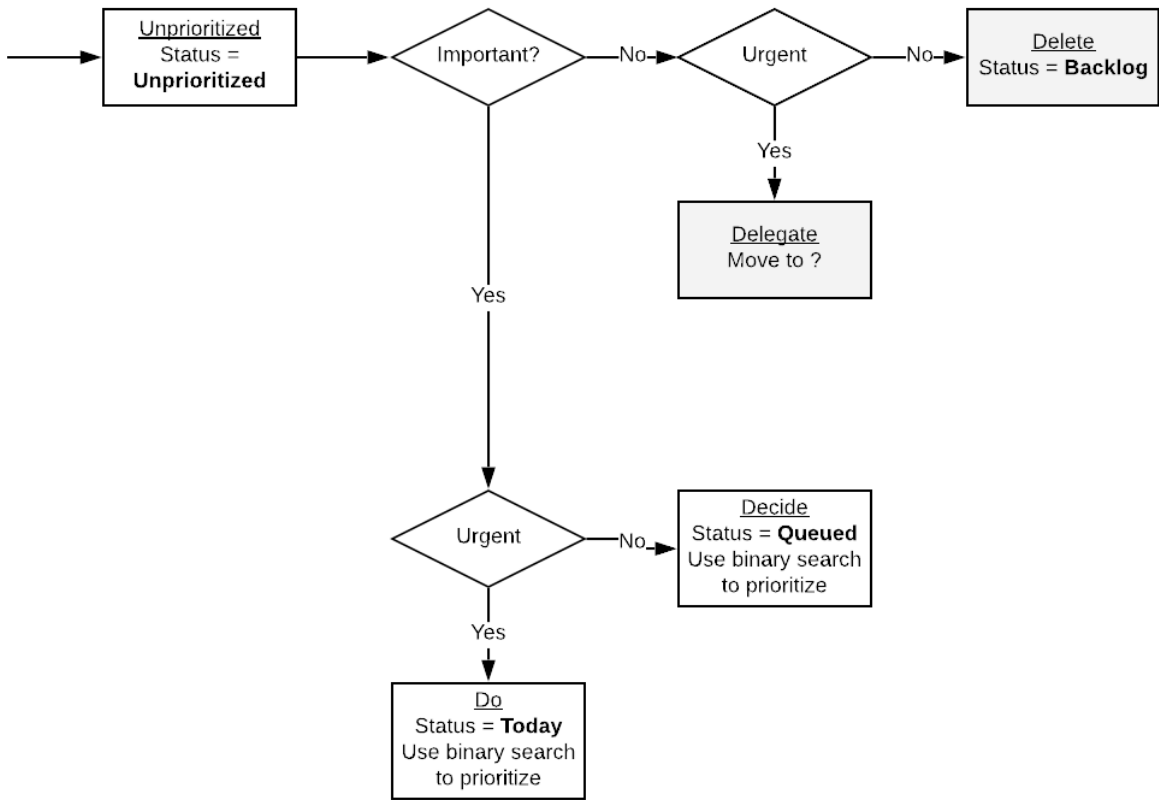


Figure 1: Task creation

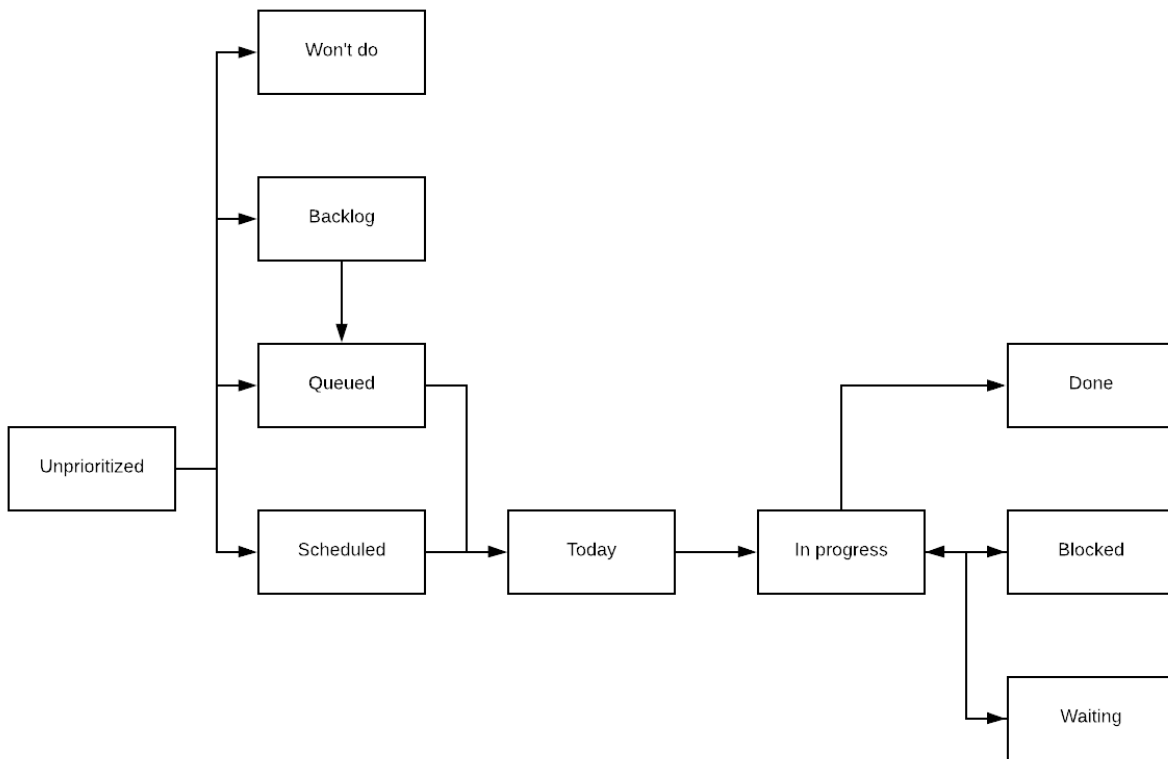


Figure 2: Task states

4 Important/Urgent

Use Eisenhower matrix to determine task importance/urgency

- Tasks that are not important/not urgent are moved to the backlog
- Tasks that are not important/urgent are delegated to someone else
- Tasks that are important/not urgent should be scheduled
- Tasks that are important/urgent should be done ASAP

5 Effort/Value/ROI

Using the estimated effort and estimated value of a task, you can compute the return on investment (ROI) of the task as estimated value divided by estimated effort. For example, a task you estimate is worth 100 \$ and takes 2 hours to complete will have a ROI of 50 \$/h.

Use the ROI of your tasks to prioritize them. You will want to complete the tasks which are likely to have the best return on investment.

The ROI metric will also give you clues about the task you should probably not spend your time on. If you are paid 50 \$/h and a task has a ROI less than 50 \$/h, then it should probably be moved to the backlog and only reconsidered if its ROI changes.

6 Task processing

- Unprioritized tasks should be moved to Queued, given their priority compared to already queued tasks
- You should attempt to keep the Unprioritized tasks count to 0
- A task that is Queued should have a deadline date
- Work on tasks In progress first, then take tasks from Today, then from Queued

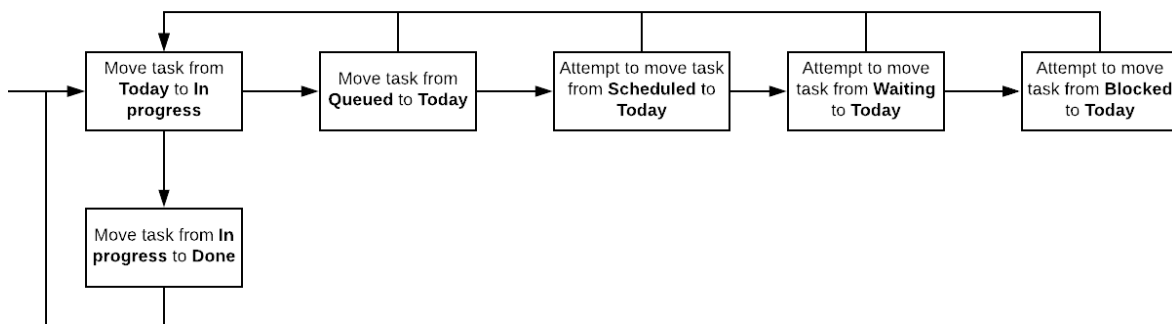


Figure 3: Task processing loop

7 Task management progression

If you've never done task management before, I suggest you do not start by applying all the above at once. First, start by simply recording the tasks you need to get done (title only). Once you've recorded most of the tasks you have to deal with, start giving them an important/urgent assignation. It will help you rapidly determine which tasks should be done and which ones are nice to have, but not critical, or even not really useful if you think about it. Once you are able to have this information for most of your tasks, then you should start giving them effort and value estimates. Once you've reached this point, you will have a much

better grasp on the importance of your tasks, as well as their potential impact in terms of value, as well as to the amount of effort it will require from you.

8 Notes

- Tasks should not remain in the “in progress” state for extended periods of time. After approximately a week in that state, I would suggest re-evaluating whether this task is still in progress or should be moved back into the backlog, queue, scheduled or today state. The same should apply to the waiting and blocked states.

9 References

- Given that you define a return on investment (ROI) on a task, when should you stop working on a task and abandon it given its cost?
- How do you prioritize things when there are so many of them competing against one another?